

Whitfield Ranger Program

Free Program for young nature lovers and their families



Look deep into nature, then you will understand everything better. –Albert Einstein

What's Inside:

Discovery Activity #1:
Becoming an Explorer

Discovery Activity
#2: Becoming a
Detective

Discovery Activity
#3: Becoming a
Protector

Discovery Activity #4:
Why Whitfield? Why
it is important to pro-
tect this place?

What do I have to do to complete this program?

In order to earn a hat with your Whitfield Ranger Badge attached to it, you must complete all three activities and answer the question: Why is Whitfield Important? Upon completion, bring in all three of these completed activities with final answer back to a Whitfield employee. NOTE: Activities were designed to complete one per visit to allow multiple visits for multi-faceted deeper understanding.

Who can become a Whitfield Ranger?

Anyone of any age who loves nature and wants to learn new ways to help protect it

What is a Whitfield Ranger?

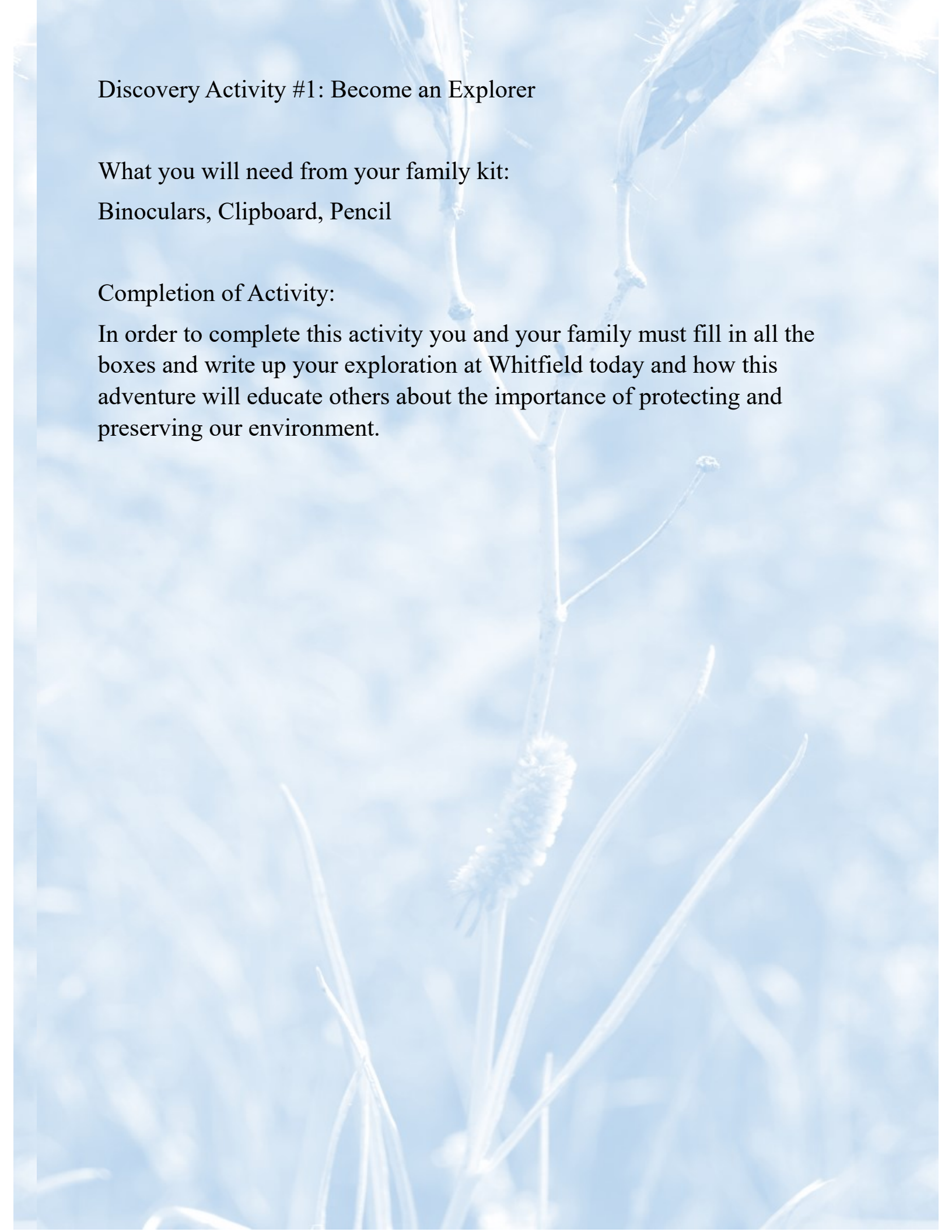
A Whitfield Ranger is an individual who has a love for nature and wants to discover something new!

What do I need to get started?

Make sure to ask for your Whitfield Ranger Book, map of Whitfield to follow the trail, family discovery kit and clipboard before you head out on your first Adventure!

***Upon return, please return the clipboard and family kit for the next Adventure seeker!**





Discovery Activity #1: Become an Explorer

What you will need from your family kit:

Binoculars, Clipboard, Pencil

Completion of Activity:

In order to complete this activity you and your family must fill in all the boxes and write up your exploration at Whitfield today and how this adventure will educate others about the importance of protecting and preserving our environment.

Exploring Whitfield: Using Your Senses!



Today, you must STOP at least three times
and.....Draw or write what is around you. For
each sense, take at least 5 minutes.

What do you see

What do you hear

What do you feel


What are you curious about....?



Discovery Activity #2: Become a Detective: Nature Journaling

Making Observations:

Pick at least four different areas and focus in on something along your walk. What are you focusing on? Draw, write or take photos about each observation for at least five minutes.








Discovery Activity #3: Becoming a Protector

Stop three times along your walk and answer the following questions:

Stop 1: Draw or write about an animal or insect you saw or think might be at Whitfield: What is one way YOU can help protect this animal or insects habitat in the future?

Stop 2: Draw or write about one plant or shrub that you see: What can you do to help make sure this plant continues to grow abundantly?

A large, empty rounded rectangle with a black border, intended for drawing or writing. The rectangle is white and occupies the bottom half of the page, providing a space for the student to complete the activity instructions.





Discovery Activity #4: Why Whitfield?

Take everything you have learned and put together and either written, drawn or both let us know why you think this place matters. For this, you may use the space on the next page OR get creative and bring in your own answers separately.

Why Whitfield?